

# GN2A - GN2M

# GLASS PASSIVATED JUNCTION SILICON SURFACE MOUNT

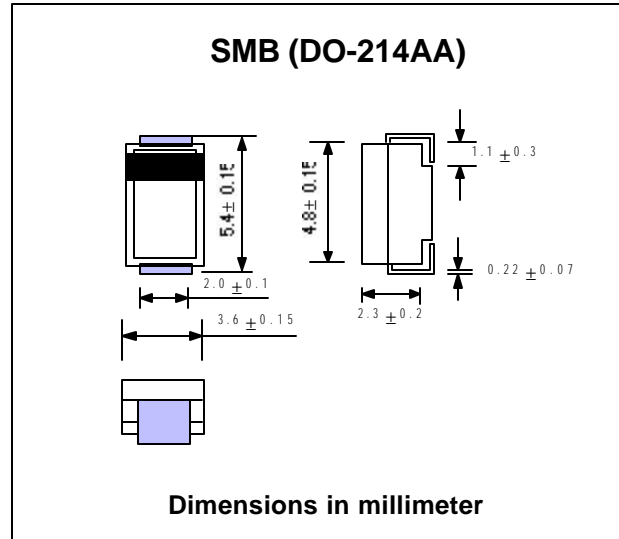
**PRV : 50 - 1000 Volts**  
**Io : 2.0 Amperes**

### FEATURES :

- \* Glass passivated chip
- \* High current capability
- \* High reliability
- \* Low reverse current
- \* Low forward voltage drop

### MECHANICAL DATA :

- \* Case : SMB Molded plastic
- \* Epoxy : UL94V-O rate flame retardant
- \* Lead : Lead Formed for Surface Mount
- \* Polarity : Color band denotes cathode end
- \* Mounting position : Any
- \* Weight : 0.093 gram



### MAXIMUM RATINGS AND ELECTRICAL CHARACTERISTICS

Rating at 25 °C ambient temperature unless otherwise specified.  
 Single phase, half wave, 60 Hz, resistive or inductive load.  
 For capacitive load, derate current by 20%.

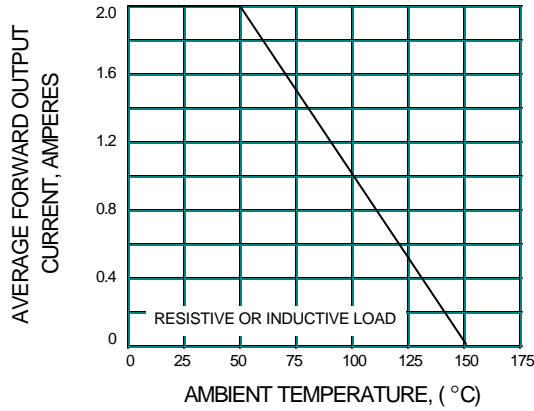
RATING	SYMBOL	GN2A	GN2B	GN2D	GN2G	GN2J	GN2K	GN2M	UNIT
Maximum Repetitive Peak Reverse Voltage	$V_{RRM}$	50	100	200	400	600	800	1000	Volts
Maximum RMS Voltage	$V_{RMS}$	35	70	140	280	420	560	700	Volts
Maximum DC Blocking Voltage	$V_{DC}$	50	100	200	400	600	800	1000	Volts
Maximum Average Forward Current $T_a = 50\text{ }^\circ\text{C}$	$I_{F(AV)}$	2.0							Amps.
Peak Forward Surge Current 8.3ms Single half sine wave Superimposed on rated load (JEDEC Method)	$I_{FSM}$	50							Amps.
Maximum Forward Voltage at $I_F = 2.0$ Amperes.	$V_F$	1.0							Volts
Maximum DC Reverse Current $T_a = 25\text{ }^\circ\text{C}$ at rated DC Blocking Voltage $T_a = 100\text{ }^\circ\text{C}$	$I_R$	5.0							$\mu\text{A}$
	$I_{R(H)}$	50							$\mu\text{A}$
Typical Junction Capacitance (Note1)	$C_J$	75							pF
Junction Temperature Range	$T_J$	- 65 to + 150							$^\circ\text{C}$
Storage Temperature Range	$T_{STG}$	- 65 to + 150							$^\circ\text{C}$

### Notes :

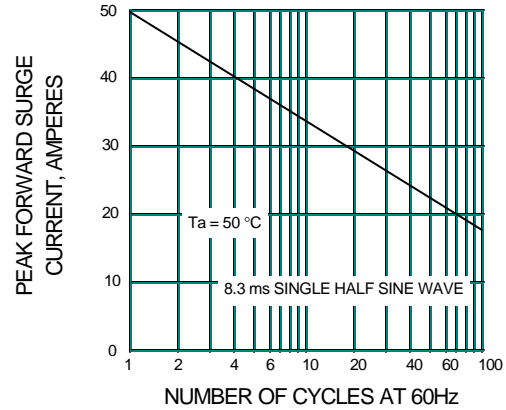
(1) Measured at 1.0 MHz and applied reverse voltage of 4.0V<sub>DC</sub>

## RATING AND CHARACTERISTIC CURVES ( GN2A - GN2M )

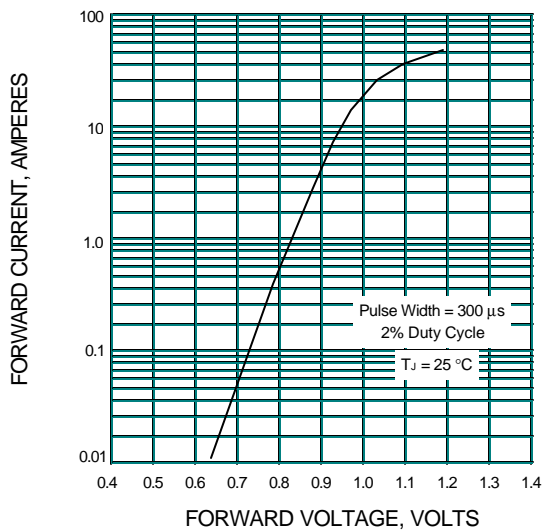
**FIG.1 - DERATING CURVE FOR OUTPUT RECTIFIED CURRENT**



**FIG.2 - MAXIMUM NON-REPETITIVE PEAK FORWARD SURGE CURRENT**



**FIG.3 - TYPICAL FORWARD CHARACTERISTICS**



**FIG.4 - TYPICAL REVERSE CHARACTERISTICS**

